


Ant Race

Print both game boards and ant playing pieces on card stock paper. Laminating will ensure durability. Cut out the ant playing pieces and stands. Paste the matching coloured ants together (you can laminate or cover with contact paper after pasting together). Cut the ant playing pieces on the dotted lines at the center of the ant piece and the stand piece. Place the ant piece into the stand piece like a "T" so they will stand up. You will need a die to play the game. Children take turns rolling the die and moving their ant on the matching coloured race track. The first ant to make it to the picnic wins.

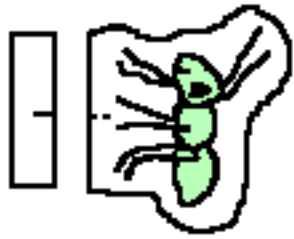
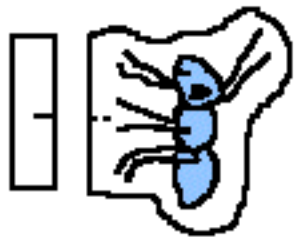
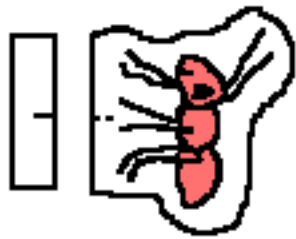
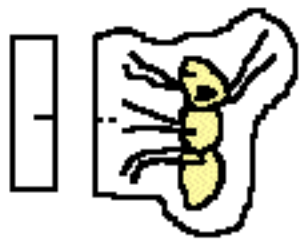


Created by Ruth

<http://www.archjrc.com/childsplace/>



START



START

