

Alphabet Tiles

Print the 9 pages on heavy card paper. Cut all picture and letter tiles out. Have children match the first letter sounds of the picture cards to the appropriate letter. Laminating will ensure durability. Many of the pictures used for the Alphabet Tiles were purchased from Original Country Clipart by Lisa.

<http://www.countryclipart.com/>

Thank-you to Clipart Heaven for permission to use the kite graphic for the Letter K.

<http://www.clipartheaven.com/index.html>

Clipart from the Microsoft Clipart Gallery was also used.

<http://office.microsoft.com/en-ca/clipart/default.aspx?lc=en-ca>

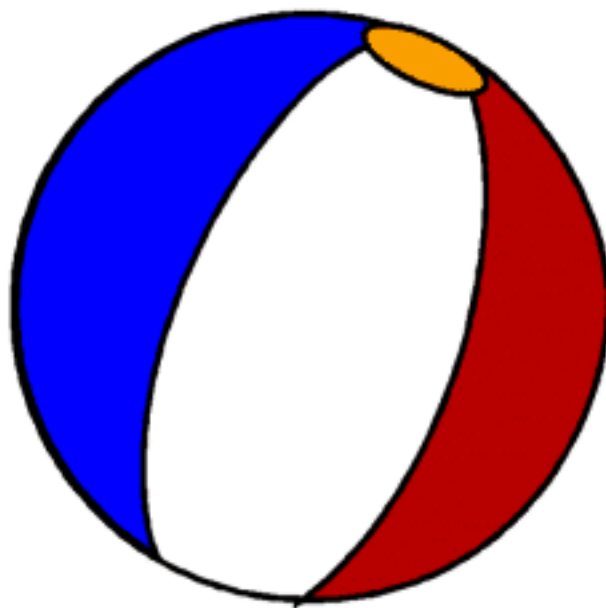

Created by Ruth

<http://www.archjrc.com/childsplace/>

a

b



c



d

e



f



g

h


i



j

k

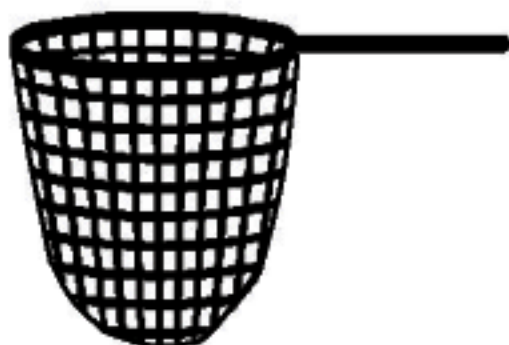

i



m

n

o



9



p

q


r



s

t

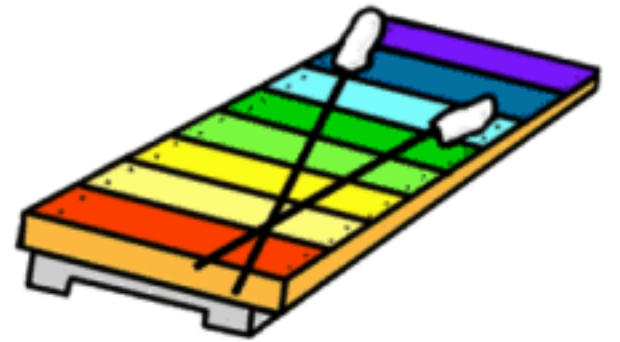
u



V

W

X



y

z

