


# Yellow Lapbook

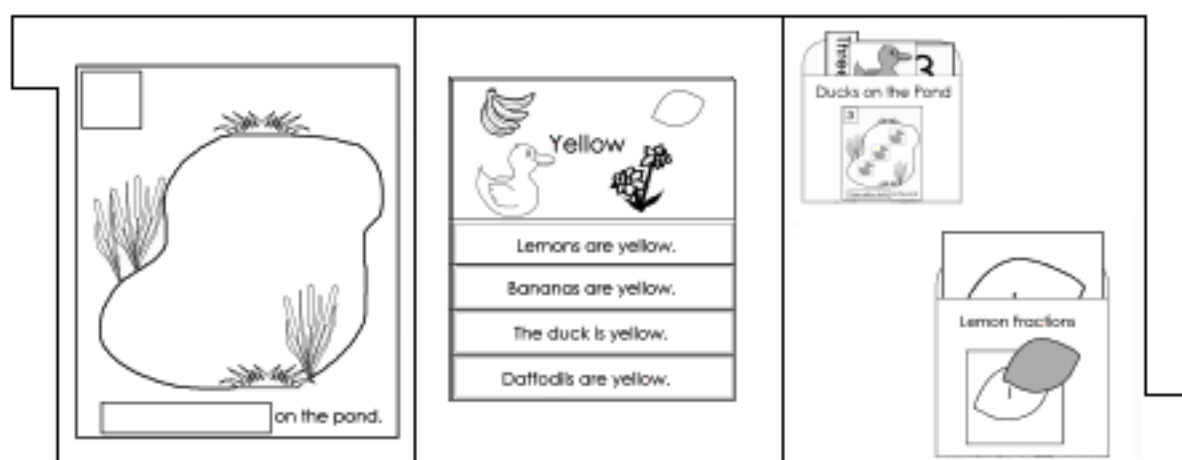
## Assembling Your Lapbook

You will need 2 file folders to create this tri-fold lapbook. Add the cover page to the front. Place the ducks in a pond matching mat in the file folder. The flip book goes in the center. Place the ducks in a pond game pieces and the lemon fractions in the file folder.

Front Cover



Inside



Created by Ruth

<http://www.archjrc.com/childsplace/>

Pond and duck clipart drawn by Ruth - <http://www.archjrc.com/clipart/>


Banana clipart courtesy of TimTim - <http://www.timtim.com/>

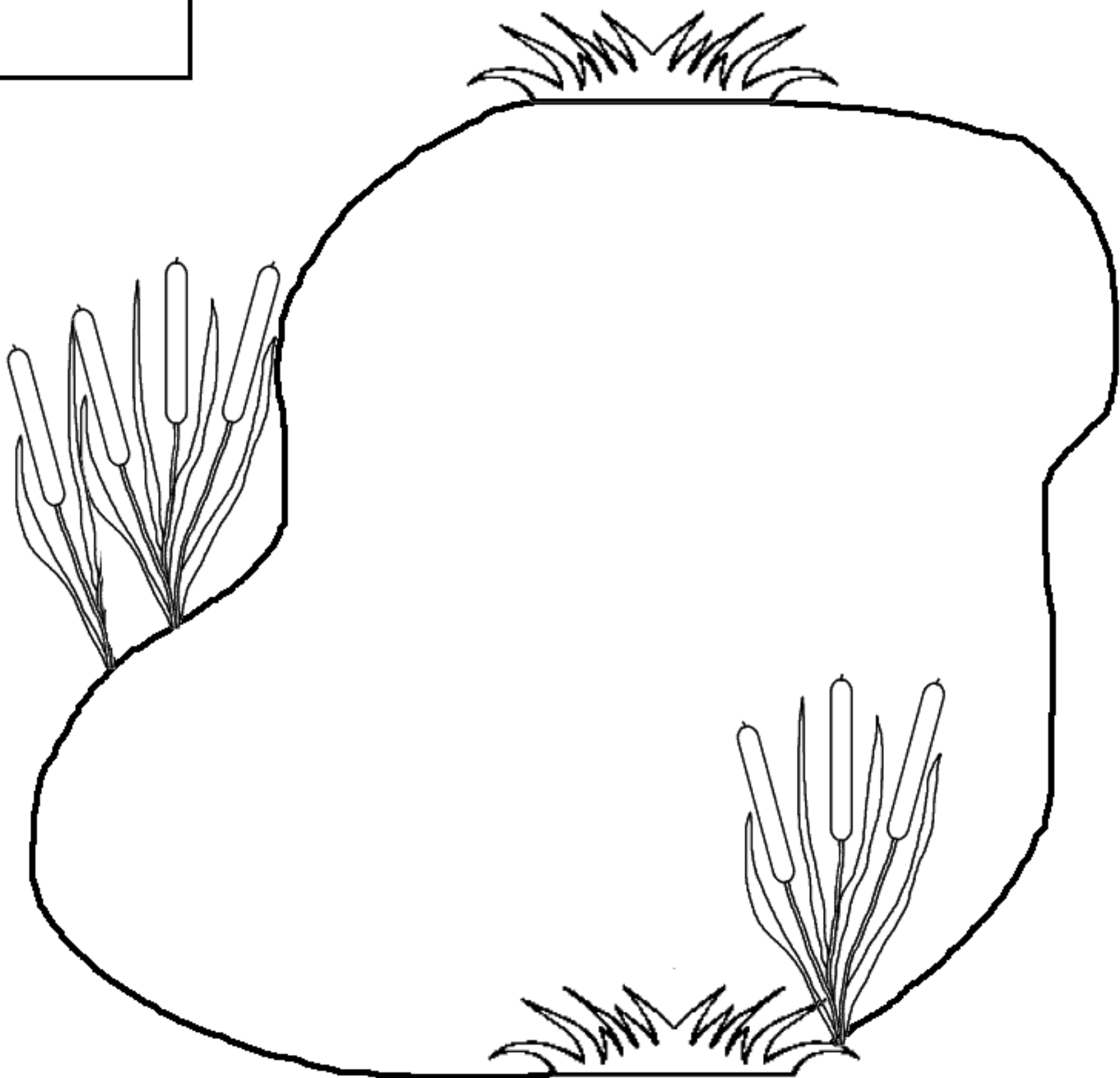

Lemon clipart was purchased from Original Clipart by Lisa - <http://www.countryclipart.com/>

Daffodil clipart courtesy of Microsoft Clipart Gallery -

<http://office.microsoft.com/en-ca/clipart/default.aspx?cag=1>

yellow








on the pond.

# Yellow Book - Pages 1 & 2

(colour)

Cut the 5 pages and staple at the top to create a book.


Lemons are yellow.
Bananas are yellow.
The duck is yellow.
Daffodils are yellow.




Lemons are yellow.

# Yellow Book - Page 3

(colour)



Lemons are yellow.
Bananas are yellow.
The duck is yellow.
Daffodils are yellow.




Bananas are yellow.

# Yellow Book - Page 4

(colour)



Lemons are yellow.
Bananas are yellow.
The duck is yellow.
Daffodils are yellow.




The duck is yellow.

# Yellow Book - Page 5

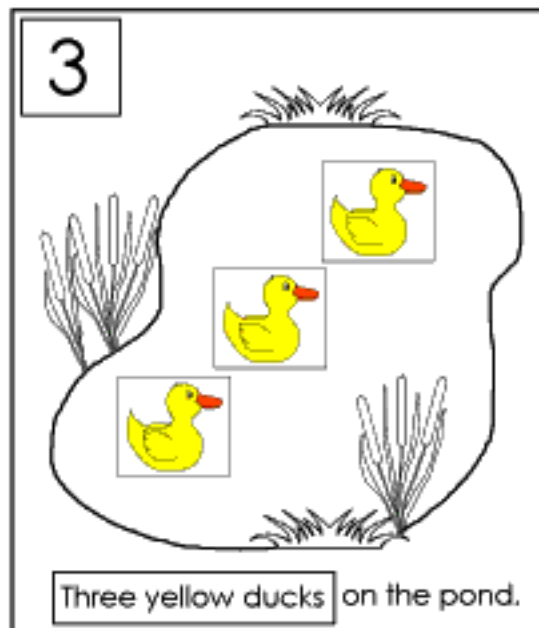
(colour)

 <p>Yellow</p>
Lemons are yellow.
Bananas are yellow.
The duck is yellow.
Daffodils are yellow.



Daffodils are yellow.

# Ducks on the Pond



Print the envelope on card paper. Fold the back part up and the sides in and glue closed. Glue the back of your envelope to your file folder and place the ducks on a pond game pieces inside.



One yellow duck

Two yellow ducks

Three yellow ducks

Four yellow ducks

Five yellow ducks

Six yellow ducks

Seven yellow ducks

Eight yellow ducks

Nine yellow ducks

Ten yellow ducks

1

2

3

4

5

6











7

8

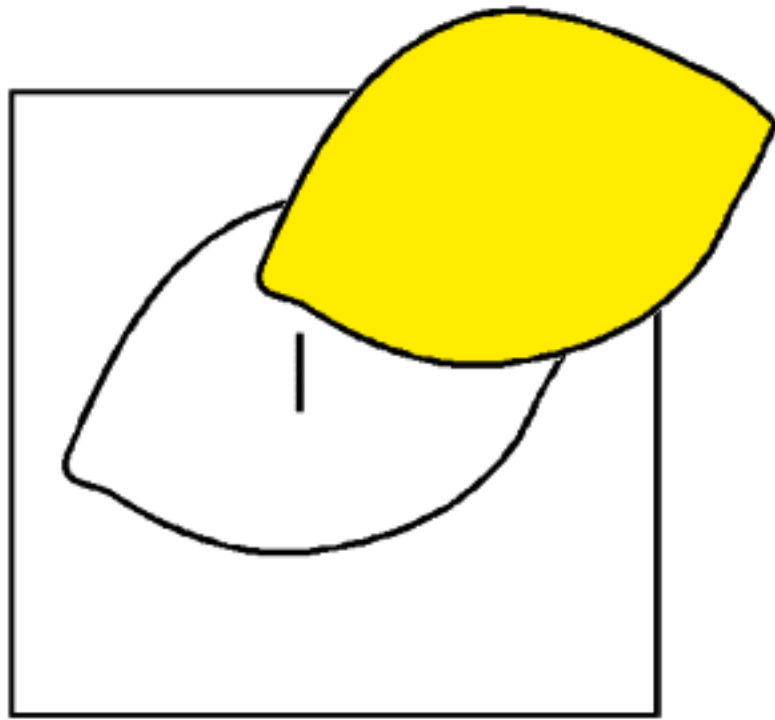
9

10

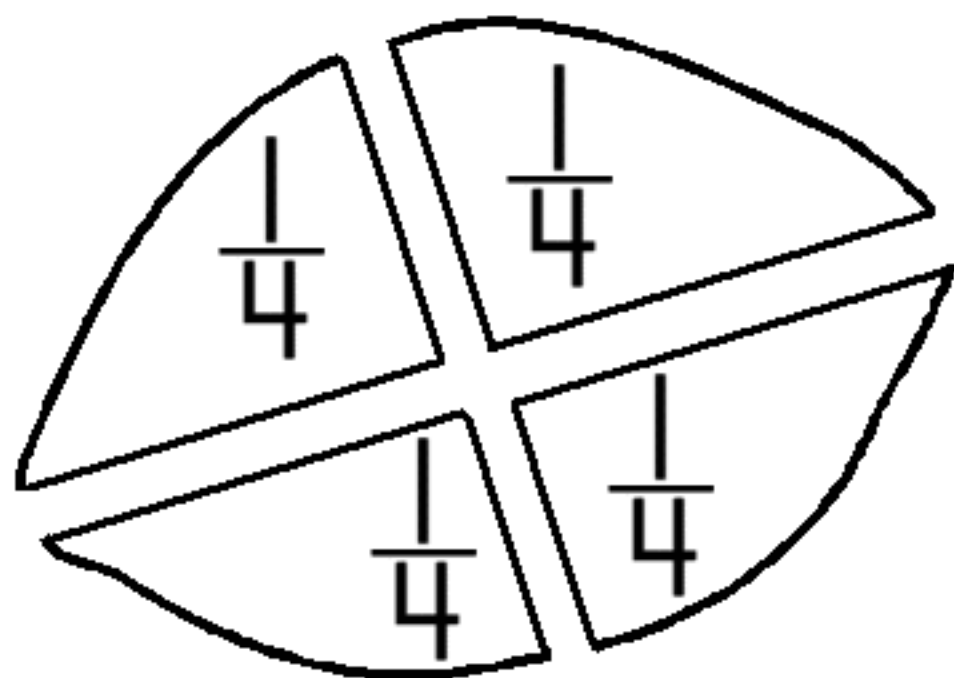
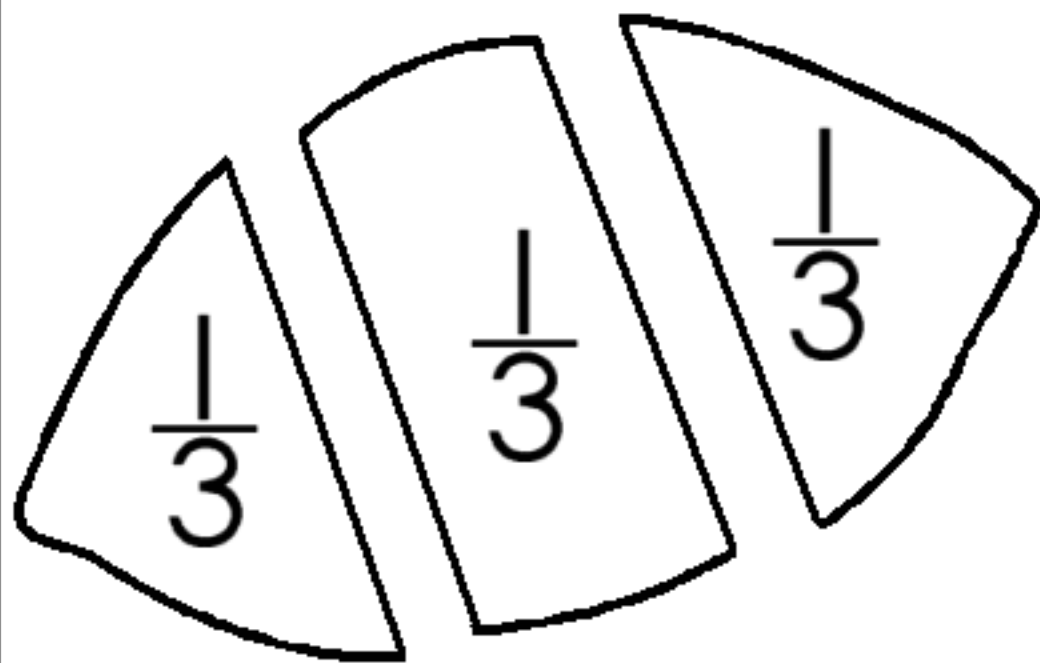
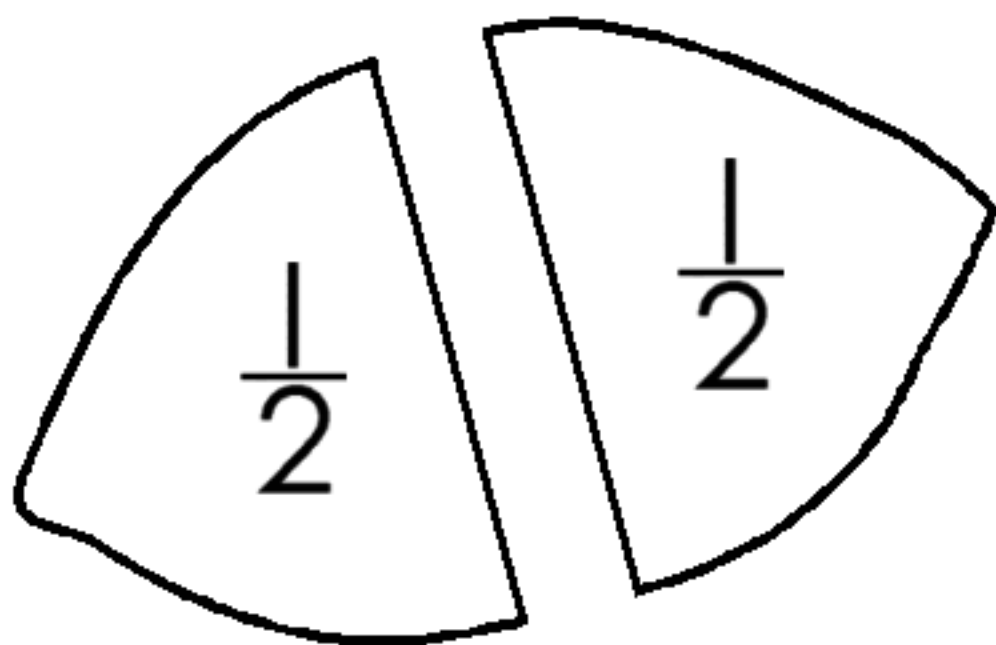
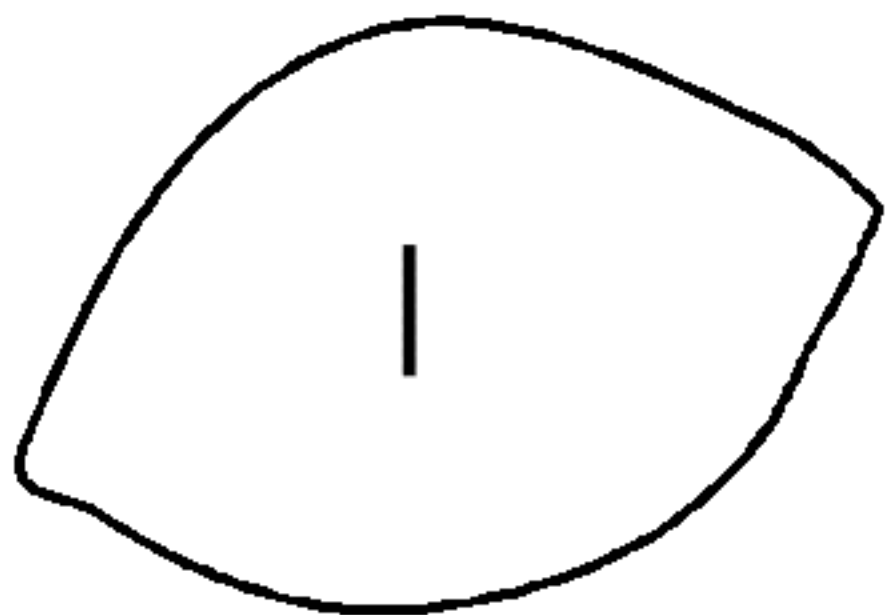
Place the numeral in the square,  
complete the number sentence, and  
count the correct amount of ducks  
to place on the pond.







# Lemon Fractions




Print the envelope on card paper. Fold the back part up and the sides in and glue closed. Glue the back of the envelope to your file folder and place the lemon fraction cards inside.



Cut the lemon pieces out and match them to the fraction cards.





yellow



# Yellow Book - Pages 1 & 2

(black & white)


Cut the 5 pages and staple at the top to create a book.



# Yellow Book - Page 3

(black & white)

 <p>Yellow</p>
Lemons are yellow.
Bananas are yellow.
The duck is yellow.
Daffodils are yellow.




Bananas are yellow.



# Yellow Book - Page 4

(black & white)


 Yellow
Lemons are yellow.
Bananas are yellow.
The duck is yellow.
Daffodils are yellow.



The duck is yellow.











# Yellow Book - Page 5

(black & white)



Daffodils are yellow.

Place the numeral in the square,  
complete the number sentence, and  
count the correct amount of ducks  
to place on the pond.



Cut the lemon pieces out and match them to the fraction cards.

