


Grey Lapbook

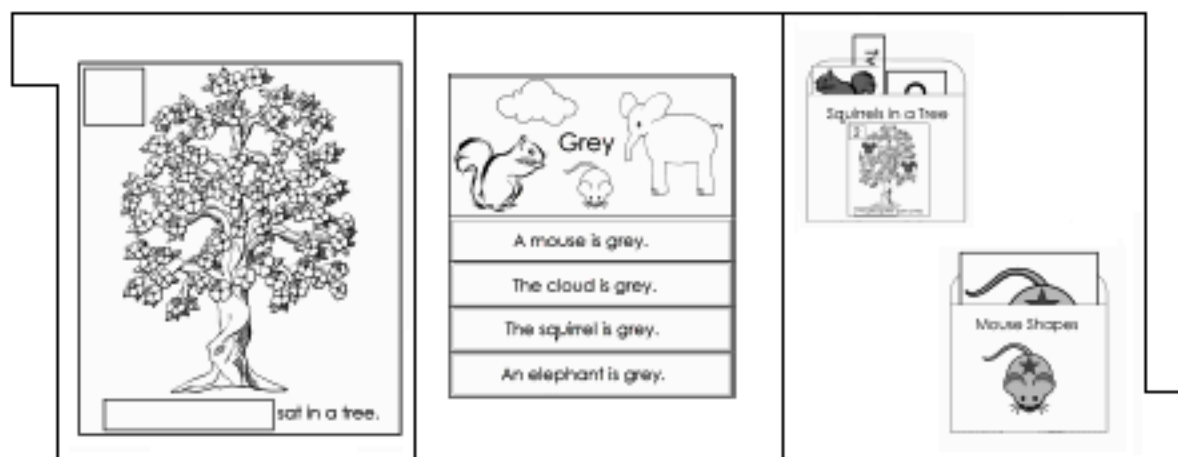
Assembling Your Lapbook

You will need 2 file folders to create this tri-fold lapbook. Add the cover page to the front. Place the squirrels in a tree matching mat in the file folder. The flip book goes in the center. Place the squirrels in a tree game pieces and the mouse shapes game in the file folder.

Front Cover



Inside



Created by Ruth

<http://www.archjrc.com/childsplace/>

Elephant clipart drawn by Chantelle - <http://www.archjrc.com/clipart/>

Cloud clipart drawn by Ruth - <http://www.archjrc.com/clipart/>


Mouse clipart courtesy of Clkr - <http://www.clker.com/>

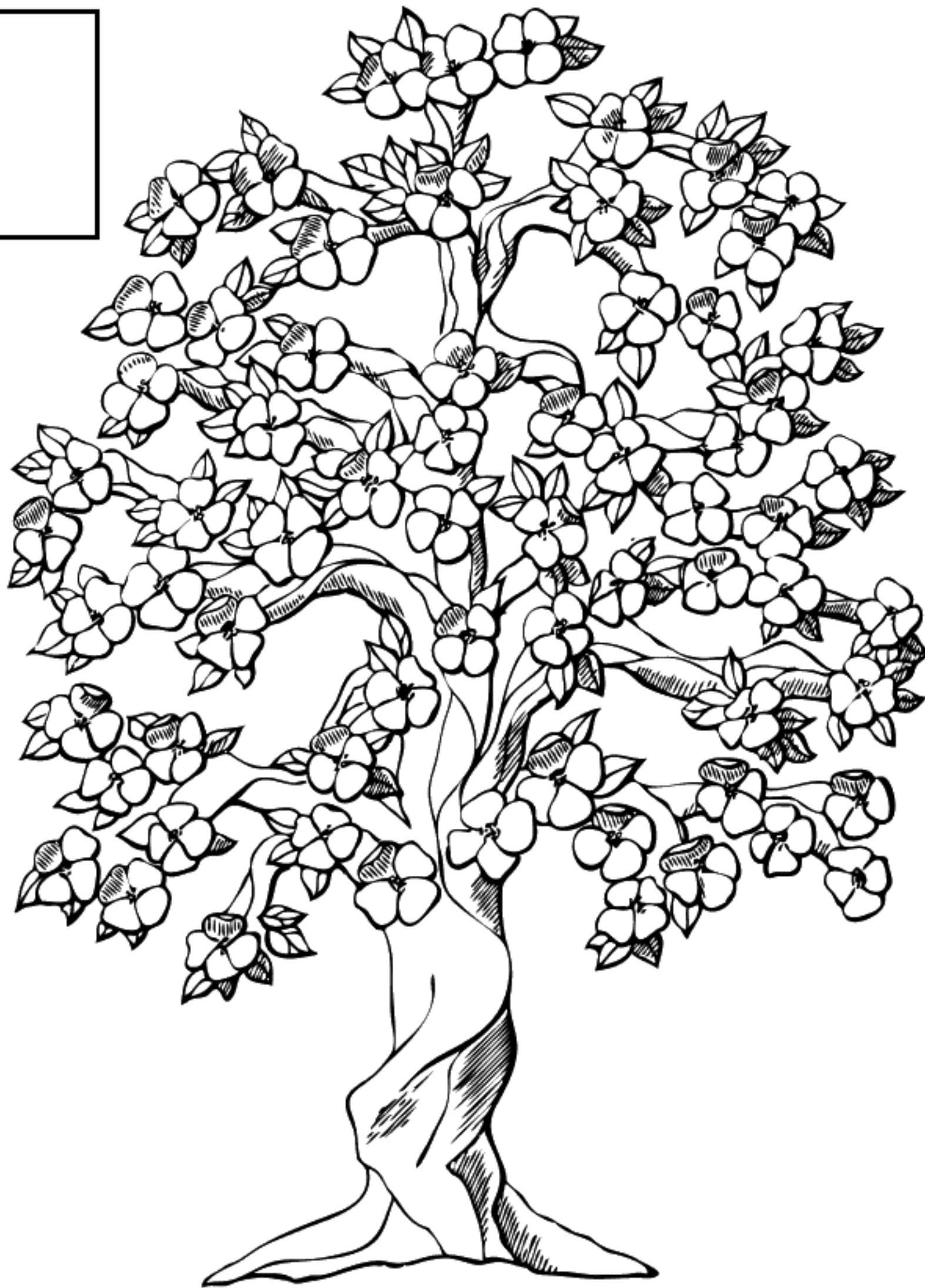
Tree clipart courtesy of FunDraw Public Domain - <http://www.fundraw.com/>

Squirrel clipart courtesy of Microsoft Clipart Gallery -

<http://office.microsoft.com/en-ca/clipart/default.aspx?cag=1>

grey








sat in a tree.

Grey Book - Pages 1 & 2

(colour)




Cut the 5 pages and staple at the top to create a book.



Grey Book - Page 3

(colour)


 Grey
A mouse is grey.
The cloud is grey.
The squirrel is grey.
An elephant is grey.



The cloud is grey.

Grey Book - Page 4



(colour)



The squirrel is grey.

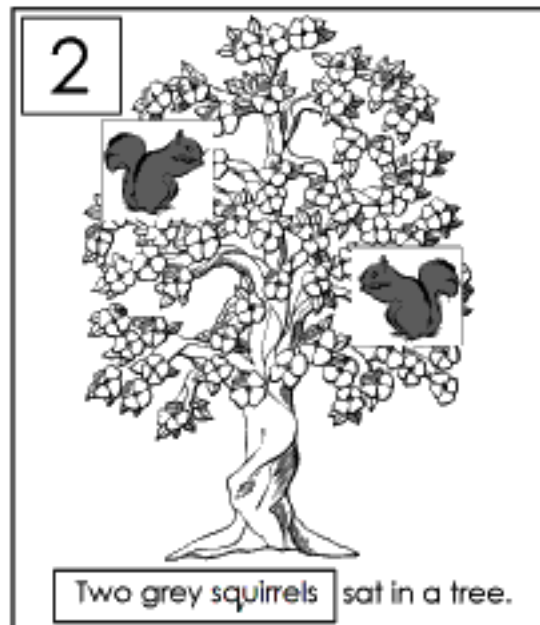
Grey Book - Page 5

(colour)



An elephant is grey.

Squirrels in a Tree



Print the envelope on card paper. Fold the back part up and the sides in and glue closed. Glue the back of your envelope to your file folder and place the squirrels in a tree game pieces inside.

One grey squirrel

Two grey squirrels

Three grey squirrels

Four grey squirrels

Five grey squirrels

Six grey squirrels

Seven grey squirrels

Eight grey squirrels

Nine grey squirrels

Ten grey squirrels

1

2

3

4

5

6

7

8

9

10







Place the numeral in the square,
complete the number sentence, and
count the correct amount of squirrels
to place in the tree.



Mouse Shapes




Print the envelope on card paper. Fold the back part up and the sides in and glue closed. Glue the back of your envelope to your file folder and place the mouse shape cards inside.



Print 2 copies and children can use as a memory or matching game.




grey



Grey Book - Pages 1 & 2

(black & white)


Cut the 5 pages and staple at the top to create a book.




A mouse is grey.

Grey Book - Page 3

(black & white)


 Grey
A mouse is grey.
The cloud is grey.
The squirrel is grey.
An elephant is grey.



The cloud is grey.

Grey Book - Page 4

(black & white)




A mouse is grey.
The cloud is grey.
The squirrel is grey.
An elephant is grey.



The squirrel is grey.

Grey Book - Page 5









(black & white)



An elephant is grey.

Place the numeral in the square,
complete the number sentence, and
count the correct amount of squirrels
to place in the tree.





Print 2 copies and children can use as a memory or matching game.