


# Green Lapbook

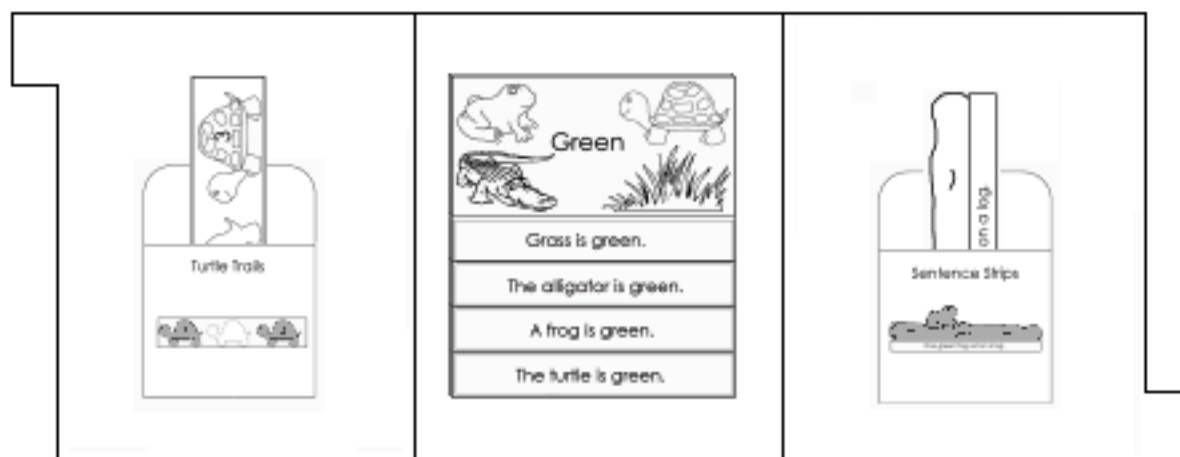
## Assembling Your Lapbook

You will need 2 file folders to create this tri-fold lapbook. Add the cover page to the front. Place the turtle trails cards in the file folder. The flip book goes in the center. Place the sentence strips in the folder.

Front Cover




Inside



Created by Ruth

<http://www.archjrc.com/childsplace/>








green









# Turtle Trails



Print the envelope on card paper. Fold the back part up and the sides in and glue closed. Glue the back of your envelope to your file folder and place the turtle trails cards inside.








# Green Book - Pages 1 & 2


(colour)


Cut the 5 pages and staple at the top to create a book.



# Green Book - Page 3

(colour)




Green
Grass is green.
The alligator is green.
A frog is green.
The turtle is green.



The alligator is green.

# Green Book - Page 4

(colour)





A frog is green.



# Green Book - Page 5

(colour)



The turtle is green.

# Sentence Strips



Print the envelope on card paper. Fold the back part up and the sides in and glue closed. Glue the back of your envelope to your file folder and place the sentence strips inside.



One green frog sat on a log.



Two green frogs sat on a log.




Three green frogs sat on a log.
















Four green frogs sat on a log.



green










# Green Book - Pages 1 & 2

(black & white)

Cut the 5 pages and staple at the top to create a book.




Grass is green.



# Green Book - Page 3



(black & white)



The alligator is green.

# Green Book - Page 4



(black & white)



A frog is green.

# Green Book - Page 5

(black & white)



The turtle is green.



One green frog sat on a log.



Two green frogs sat on a log.



Three green frogs sat on a log.



Four green frogs sat on a log.

