


# Gray Lapbook

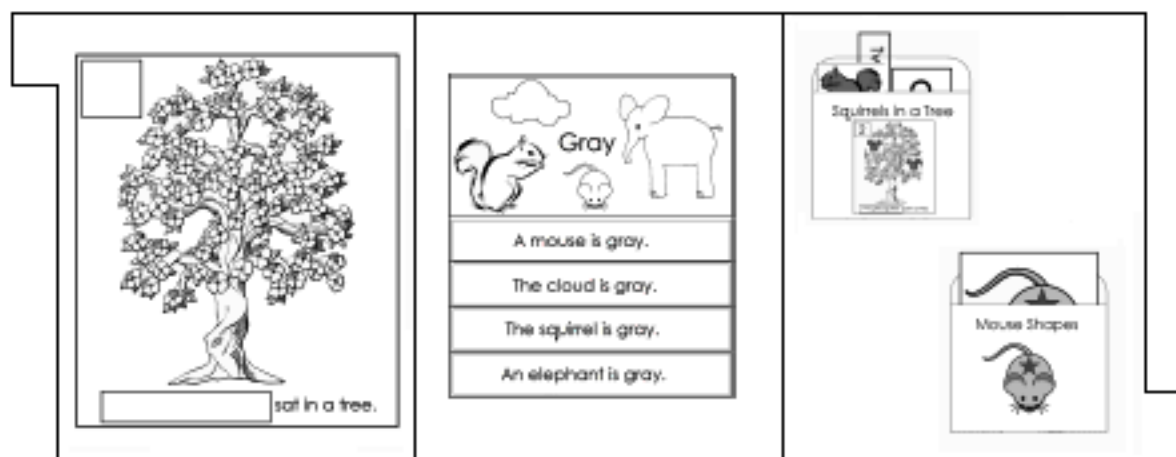
## Assembling Your Lapbook

You will need 2 file folders to create this tri-fold lapbook. Add the cover page to the front. Place the squirrels in a tree matching mat in the file folder. The flip book goes in the center. Place the squirrels in a tree game pieces and the mouse shapes game in the file folder.

Front Cover



Inside



Created by Ruth

<http://www.archjrc.com/childsplace/>

Elephant clipart drawn by Chantelle - <http://www.archjrc.com/clipart/>

Cloud clipart drawn by Ruth - <http://www.archjrc.com/clipart/>


Mouse clipart courtesy of Clkr - <http://www.clker.com/>


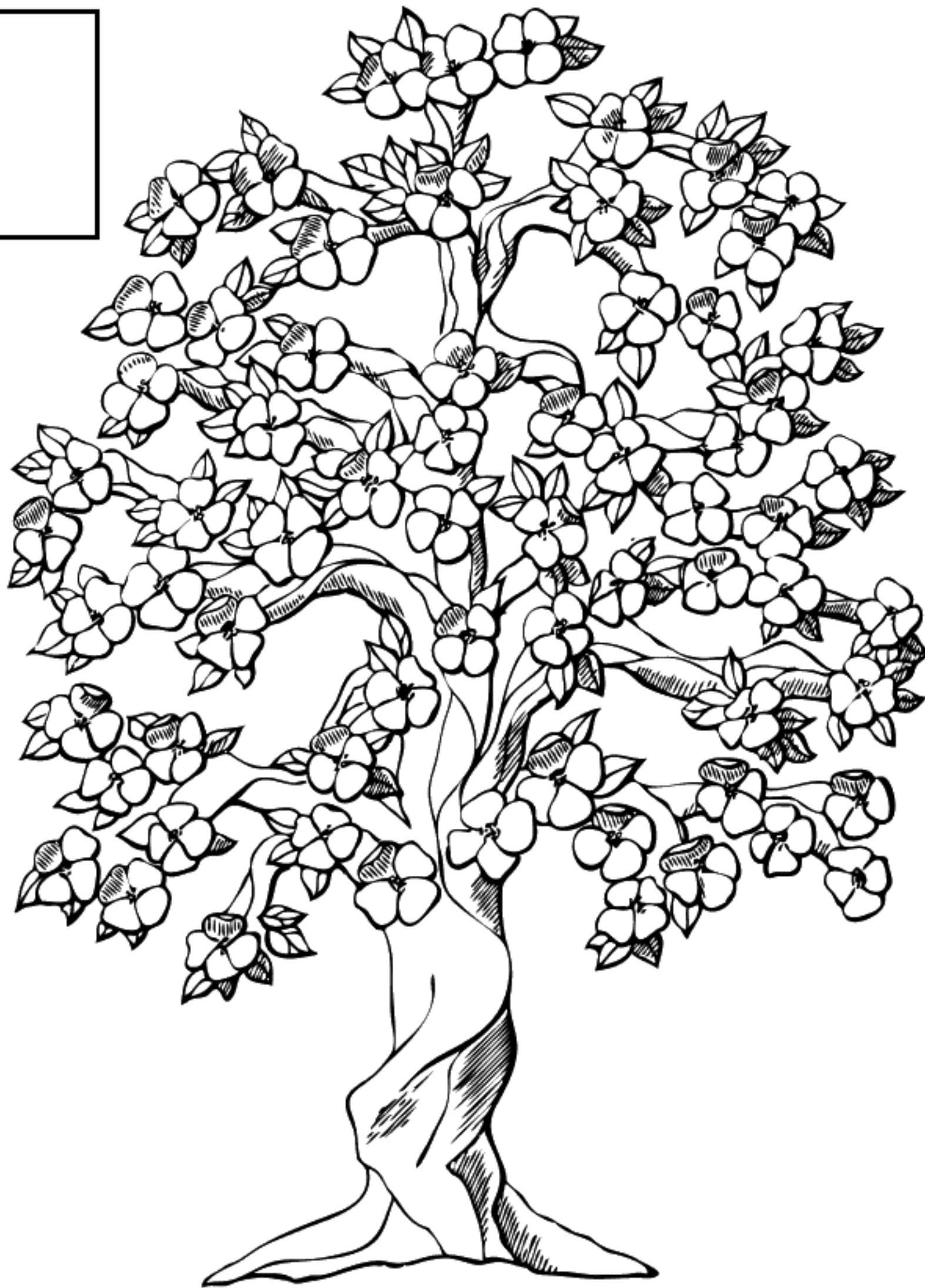
Tree clipart courtesy of FunDraw Public Domain - <http://www.fundraw.com/>

Squirrel clipart courtesy of Microsoft Clipart Gallery -

<http://office.microsoft.com/en-ca/clipart/default.aspx?cag=1>

gray








sat in a tree.

# Gray Book - Pages 1 & 2

(colour)




Cut the 5 pages and staple at the top to create a book.



A mouse is gray.

# Gray Book - Page 3


(colour)



The cloud is gray.

# Gray Book - Page 4

(colour)



A mouse is gray.
The cloud is gray.
The squirrel is gray.
An elephant is gray.




The squirrel is gray.

# Gray Book - Page 5

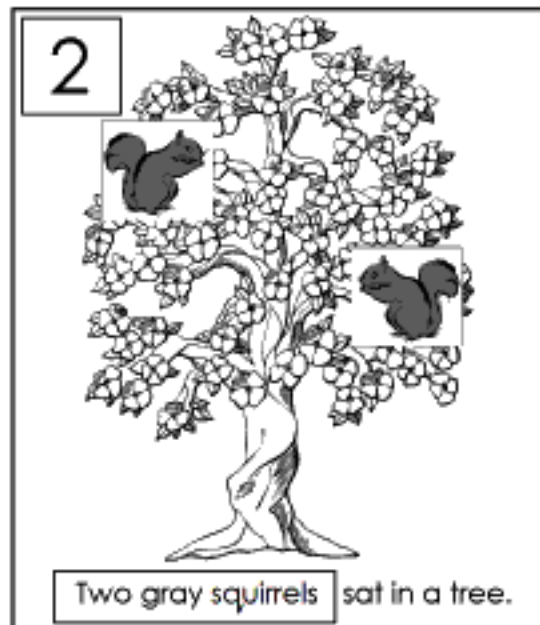
(colour)

 Gray
A mouse is gray.
The cloud is gray.
The squirrel is gray.
An elephant is gray.



An elephant is gray.

# Squirrels in a Tree



Print the envelope on card paper. Fold the back part up and the sides in and glue closed. Glue the back of your envelope to your file folder and place the squirrels in a tree game pieces inside.



One gray squirrel

Two gray squirrels

Three gray squirrels

Four gray squirrels

Five gray squirrels

Six gray squirrels

Seven gray squirrels

Eight gray squirrels

Nine gray squirrels

Ten gray squirrels

1

2

3

4

5

6

7

8

9

10




Place the numeral in the square,  
complete the number sentence, and  
count the correct amount of squirrels  
to place in the tree.



# Mouse Shapes




Print the envelope on card paper. Fold the back part up and the sides in and glue closed. Glue the back of your envelope to your file folder and place the mouse shape cards inside.



Print 2 copies and children can use as a memory or matching game.




gray



# Gray Book - Pages 1 & 2

(black & white)


Cut the 5 pages and staple at the top to create a book.




A mouse is gray.

# Gray Book - Page 3

(black & white)


 Gray
A mouse is gray.
The cloud is gray.
The squirrel is gray.
An elephant is gray.



The cloud is gray.

# Gray Book - Page 4



(black & white)



The squirrel is gray.











# Gray Book - Page 5 (black & white)



An elephant is gray.

Place the numeral in the square,  
complete the number sentence, and  
count the correct amount of squirrels  
to place in the tree.





Print 2 copies and children can use as a memory or matching game.