


Who's On The School Bus

Print 2 copies of the bus mat page and one copy of the children page on card paper. Cut out the children cards and the x markers. Laminating will ensure durability. Place the people cards face down. Each child picks one of the cards without showing it to the other player. They take turns asking questions about their opponent's chosen person until they can guess who they have. When they make a guess, they use the x markers to mark off any of the children on their bus mat that they can eliminate.

Created by Ruth


<http://www.archjrc.com/childsplace/>

<http://a-childs-place.blogspot.com/>




<http://www.archjrc.com/clipart/>

Jan




Dot



Ted




Ben



Dan




Bob



Meg



Ana



Ken



School Bus

