


# My Mom Book

Print the pages on regular paper. Fold in half and glue the back pages together to create a book. Children draw a picture of Mom on the cover (or of themselves with Mom) and complete the sentences and draw a corresponding picture on each page. For our books, I added a colouring page from the show and pasted it on the the screen of the t.v. image for the children to colour. We also glued a picture cut from a magazine of Mom's favourite food.

Frame on the front cover courtesy of DJInkers Freebies  
<http://www.djinkers.com/>


All other clipart...

Created by Ruth  
<http://www.archjrc.com/childsplace/>  
<http://a-childs-place.blogspot.com/>



<http://www.archjrc.com/clipart/>

# My Mom




By:

---

---


---



I like to play




with my Mom.



My Mom likes to  
eat






I like to watch

---

---

---

with my Mom.




My Mom likes  
the color

---

---

---




My Mom likes it  
when I

---

---

---



Thank-you  
Mommy for

---

---

---