


I Spy Valentines

Print the pages on card paper. Cut the pages out leaving the left margin then glue the pages back-to-back. Laminating will ensure durability. Staple the book on the margin to create a valentine's I spy book.

Created by Ruth

<http://www.archjrc.com/childsplace/>




<http://www.archjrc.com/clipart/>




I

S


py Valentines




I spy a red heart and one that is blue.
Also a purple heart and a lacy one too.




I spy two dogs with hearts pink and red.
And a monkey with hearts over his head.




I spy five red hearts that are small.
Also four purple hearts and a heart on a ball.



I spy three red hearts and a valentine cat.
Also four green hearts and a valentine bat.



I spy two yellow hearts and a valentine bunny.
Also one brown heart and a bee that makes honey.



I spy six pink hearts and a valentine mouse.
Also two orange hearts and a valentine house.