

Crayon Patterning




Print the patterns on card paper. Cut the pattern strips out or leave intact as a matching mat. Cut the pattern cards out. Children complete the pattern using the crayon picture cards. Laminating will ensure durability.











Created by Ruth











<http://www.archjrc.com/childsplace/>













<http://www.archjrc.com/clipart/>



 <p>purple</p>	 <p>orange</p>	 <p>blue</p>	 <p>purple</p>	 <p>orange</p>	 <p>blue</p>	 <p>purple</p>	 <p>orange</p>	 <p>blue</p>	
--	---	---	---	--	---	---	---	---	---

 <p>yellow</p>	 <p>red</p>	 <p>green</p>	 <p>yellow</p>	 <p>red</p>	 <p>green</p>	 <p>yellow</p>	 <p>red</p>	 <p>green</p>	
---	---	---	--	--	---	--	---	---	--

 <p>red</p>	 <p>blue</p>	 <p>pink</p>	 <p>red</p>	 <p>blue</p>	 <p>pink</p>	 <p>red</p>	 <p>blue</p>	 <p>pink</p>	
---	---	---	--	--	---	--	---	---	---

