


Apple Numbers



Print the 3 pages on heavy card paper. Colour the apples. Laminating will ensure durability. Cut out the flashcards. Children count the apples and view the numeral. Children can also use these to place the numbers in correct order. These can be used at the table or on the wall for a number line.

I have included the set in both colour and black & white.

Created by Ruth

<http://www.archjrc.com/childsplace/>


1




2




3




4




5




6




7




8



9



10



1



2




3




4




5




6




7



8



9



10

